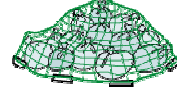


Waste separation and disposal method

Shimotsuma City Hall (Seikatsu Kankyo Ka)

☎ 0296-43-8289

- Please verify the type of garbage and date on the calendar and put it out at the right
- Please put your garbage out prior to 8am on the collection day only.
- Garbage that has been put outside against the rules will not be collected.
- Please only use the containers for cans and glass bottles on the day of collection.
- You must not leave garbage at sites other than the municipal pick up sites without the permission of the person in charge.
- Please keep the collection site you use clean and tidy!
- Burning garbage outside is prohibited.



Burnable garbage

- Please place them in the city's designated bags (red).
- Please make sure to completely strain or dry all raw garbage before putting it out.
- Please remove waste from paper diapers.
- Please remove the soil from grass and leaves and put them out in small amounts.
- Please keep the pruned branches to a size that can be contained in the bags



Unburnable Garbage

- Please put these in the city's marked bags (blue).
- Please make sure to use all the contents of the aerosol cans and open a hole in a safe
- Small electrical appliances can only be collected as long as they fit inside one of the designated garbage bags.
- Please wrap dangerous edged tools and broken glass in paper.
- Please dispose of cans and glass bottles as recyclable garbage.
- Please bend the top of disposable lighters.



Cans

- Please put them in the container for cans.
- You do not need to separate the aluminum and steel cans.
- The lids of canned goods with the recycling mark can also be recycled, so please place them in the container for cans.
- Please place cans without a recycling mark with the unburnable garbage.



Glass bottles

- Please separate them by color and place them in the container for glass bottles
- Please make sure to wash the inside of the bottles and remove the caps.
 - *Please put metal caps out with the unburnable garbage.
 - *Please put resin/cork caps out with the burnable garbage.
- Please place the bottles in the container without breaking them.
- Please return beer bottles and returnable bottles to the store.
- Please do not place bottles other than those for food/drink/cosmetics, or ceramics and cups, inside the container (these are unburnable garbage).



PET bottles

- Please put them in the PET bottle collection netting.
- Please remove the cap and label from the PET bottles.
- Please rinse the inside of the bottle with water.
- You cannot dispose of containers for oil, sauce, cleaning products, shampoo, etc, that do not have an identification mark.
- Please put the labels in the burnable garbage.
- We will also collect the bottle caps from the PET bottles, so place them near the PET bottles inside the netting.




Old paper

- Please wrap each type separately with string.
- Separate them based on their types and tie them tightly with string so that they don't get blown away.
- Please put smaller bits of paper inside the bundle, or inside a paper bag.
- Please remove any metal, plastic, or vinyl attached to the paper.
- If it is raining or it seems like it will rain, please wait to put your garbage out until the next collection day.
- Old paper that cannot be disposed of
- Newspaper that has changed color or been burned
- Magazines wrapped in plastic or with plastic covers
- Cardboard boxes that have veneer or Styrofoam attached to them, or are coated in wax or other substances (waterproofing)
- Others: heat sensitive paper, carbon paper, wax processed paper, Braille paper



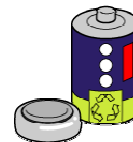
Old fabric

- Please put these in transparent or semi-transparent bags.
- Things that can be included as old fabric are western clothing, underwear, shirts, towels, curtains, etc.
- Please wash and thoroughly dry them before putting them out.
- We cannot collect items that are overly dirty/stained.
- If it is raining, or seems like it will rain, please wait to put them out until the next collection date.
- Things that cannot be collected as old fabric: blankets, futons, cushions, kotatsu blankets, stuffed animals, ski-wear, items made of rubber or pelt



Toxic waste

- Please put it in the designated container.
- Fluorescent lightbulbs, mercury thermometers
- Lightbulbs
- Dry batteries
- Please be careful to put out the fluorescent lightbulbs and other lightbulbs without breaking them
- You can also put out the fluorescent lightbulbs in the box they were purchased in.



Procedures for Oversize Garbage

- *You cannot dispose of oversize garbage at the regular garbage pick-up sites.
- Please dispose of oversize garbage via method 1 or 2.
- 1. Bring it directly to the Clean Port Kinu garbage disposal facilities (see below).
- 2. Make a request for individual collection from the Silver Human Resource Center
- (i) Please make a collection reservation with the Silver Human Resource Center.
- (ii) Please buy an oversize garbage disposal ticket from the Silver Human Resource Center or city Civil Affairs and Environment Division.
- The fee varies depending on the size of the oversize garbage:
- Large – 1100 yen, Medium – 550 yen, Small – 330 yen



Regarding Garbage Drop-off

You can drop off your household garbage and oversize garbage at Clean Port Kinu

*There will be a fee for garbage disposal

Garbage Disposal Fees

Household garbage 139 yen per 10kg (not including tax)

Operation Hours

Monday to Friday 9 to 11:45am/1 to 4:30pm

Burnable/unburnable/oversize

Every 2nd Saturday 9 to 11:45am/1 to 4pm

Burnable/unburnable/oversize

Every 4th Saturday 9 to 11:45am/1 to 4pm

Unburnable/oversize

*Closed over New Year's, on Sundays/holidays, and any Saturday other than those

A request regarding garbage drop-off

When you drop off your garbage, please use transparent or semi-transparent bags, and separate the garbage properly.

